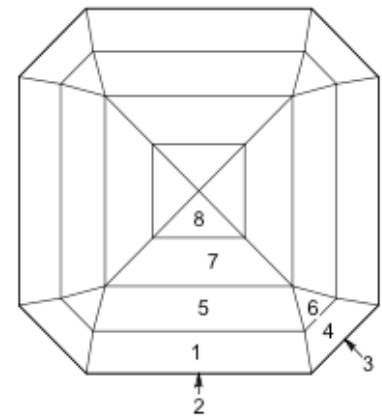
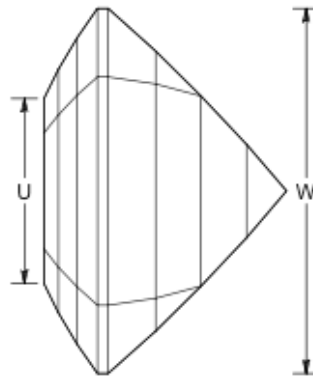
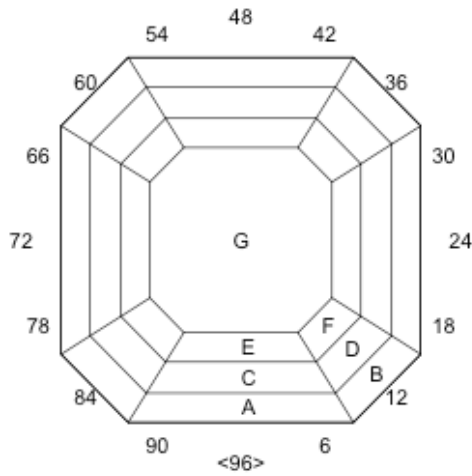


NBLC 2018 Bi-Monthly Facet Competition

OPEN Division July/August Stone Coloured QUARTZ



Beginner Asscher

by Michiko Huynh (January 2010)

Angles for R.I. = 1.540

49 + 8 girdles = 57 facets

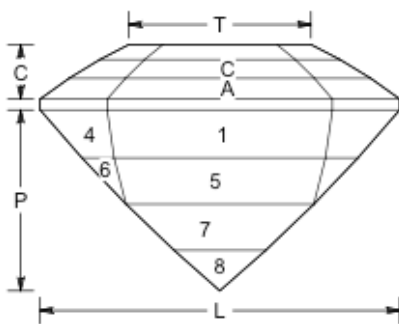
4-fold, mirror-image symmetry

96 index

$L/W = 1.000$ $T/W = 0.507$ $U/W = 0.507$

$P/W = 0.496$ $C/W = 0.149$

$Vol./W^3 = 0.286$



PAVILION

1	48.50°	96-24-48-72	
2	90.00°	96-24-48-72	Cutting distance 1
3	90.00°	12-36-60-84	Cutting distance 1.15
4	53.90°	12-36-60-84	
5	46.00°	96-24-48-72	Float. Cut until facet 1 is 1/4 of pavilion depth.
6	49.10°	12-36-60-84	
7	43.50°	96-24-48-72	
8	41.00°	96-24-48-72	Float. Cut even steps.

CROWN

A	35.00°	96-24-48-72	
B	31.35°	12-36-60-84	
C	31.00°	96-24-48-72	Float. Cut until the step is about 1/6 of width.
D	27.60°	12-36-60-84	
E	27.00°	96-24-48-72	Float. Cut until the step is about 1/6 of width.
F	23.90°	12-36-60-84	
G	0.00°	Table	Float. Cut even steps.

“Float” means the facet is NOT based on meet points. The facet should be cut carefully until it looks right. Suitable for RI 1.50-1.60

NBLC 2018 Bi-Monthly Facet Competition

OPEN Division July/August Stone Coloured QUARTZ

✂-----

ENTRY FORM

Place the stone in a plastic gem container, place the ID strip below inside the container so it can be read from the outside. *Do not write your name on the container.* Complete form below, place container & form into the wooden entry box in the faceting room by Wed 29th August.

Section : Open	July/August
Material : Coloured Quartz	Colour :
Name	Member No

Office use only

Received _____ Checked _____ Code _____

✂-----

NBLC OPEN July/August 2018